

Full Spectrum Art Glass Supply & Gallery

828-A E. Fillmore Street, Colorado Springs

630-7664

www.fullspectrumartglass.com

Class Schedule

July 2010

✦ ✦ ✦ *Make Gifts – Learn a New Skill – Try Something New – Have Fun!* ✦ ✦ ✦

Full Spectrum Art Glass

Summer Fun Special

Bring a Friend for FREE

when you take a class at regular price.

Many classes available – See store for details

Exclusions and Restrictions

- ◊ You and your friend must take the same class at the same time.
- ◊ "Free friend" applies to class fees only, no merchandise
- ◊ From July 1, 2010 through July 15, 2010
- ◊ Not available on all classes – No rain-checks
- ◊ Coupon not required to bring "Free Friend"
- ◊ Other restrictions may apply – see store for details

Classes

1 for Me, 1 for You
July 2, 6:00pm to 8:30pm
July 3, 3:00pm to 5:30pm
July 14, 6:00pm to 8:30pm

Fused Earrings
July 7, 6:00pm to 8:00pm

Viking Weaving
July 7, 6:00pm to 7:30pm

Dichro Links
July 9, 6:00pm to 8:30pm

Iridized Textured Dish
July 10, 3:00pm to 5:00pm

Art Clay Silver w/glass
July 10, 10:00am to 5:00pm

Stained Glass Pendants
July 11, 1:30 to 3:30pm
July 14, 6:00pm to 8:00pm

Bronze Clay Bracelet Links
July 11, 12:00 to 4:00pm

<p>Thursday July 1 6pm-8pm</p>	<p>1 session</p>	<p>All Levels Fused Glass Suncatchers We'll use fusible glass, stringer, frit, enamels, copper, copper wire, GlassLine Paints, decal slides, and fiber paper, to make colorful ornaments to hang in a window or on the tree. Students will complete at least 5 pieces in this class. All tools and materials are provided.</p>	<p>\$30.00</p>	<p>Instructor: Coral Cornish</p>
<p>Friday, July 2 6pm-8:30pm</p>	<p>1 session</p>	<p>Beginner Level Glass Fusing – "One for Me, One for You" Try really basic glass fusing! And make glass cabochons that you can turn into jewelry! Learn Tack Fuse, Full Fuse, Full Fuse with a Clear Glass Capper, and more! Make 8 or more fused glass cabochons for pendants, enough to have some for you and some to share or give as gifts. Be ready EARLY for the next birthday or other gift-giving event! All class materials are provided.</p>	<p>\$35.00</p>	<p>Instructor: Coral Cornish</p>
<p>Saturday, July 3 3pm-5:30pm</p>	<p>1 session</p>	<p>Beginner Level Glass Fusing – "One for Me, One for You" Try really basic glass fusing! And make glass cabochons that you can turn into jewelry! Learn Tack Fuse, Full Fuse, Full Fuse with a Clear Glass Capper, and more! Make 8 or more fused glass cabochons for pendants, enough to have some for you and some to share or give as gifts. Be ready EARLY for the next birthday or other gift-giving event! All class materials are provided.</p>	<p>\$35.00</p>	<p>Instructor: Coral Cornish</p>

Full Spectrum Art Glass Supply & Gallery

828-A E. Fillmore Street, Colorado Springs

630-7664

www.fullspectrumartglass.com

Wednesday, July 7 6pm-8pm 1 session	All Levels Fused Earrings Make six pairs of fused earrings! What a great deal! Learn to combine compatible glasses and materials to make six pairs of fun, seasonal, or gift-oriented earrings.	\$30.00	Instructor: Coral Cornish
Wednesday, July 7 6pm-7:30pm 1 session	All Levels Viking Weaving Bracelet Not every pendant works on a thin chain! Learn the "portable" wire weaving technique to build your own tubular woven cord. Wearable artwork for men, women, and children. There are many colors of wire available to make cords to enhance your fused glass jewelry. We will complete a bracelet in this one-session class. Additional enhancement techniques and design possibilities will be discussed. Tools and materials will be provided. If you wish to do more weaving at home, specialized tools are available for purchase.	\$25.00	Instructor: Karen Cross
Thursday July 8 6pm-8pm 1 session	Beginner to Intermediate Level Glass Fusing – Frit Painting Learn to work with frit, powder, stringer and additional materials to create your own fused 10"x10" glass masterpiece. All class materials are provided.	\$45	Instructor: Coral Cornish
Friday July 9 3pm-6pm 1 session	Beginner to Intermediate Level Fused Glass Mosaics Combine the look of mosaics with the process of glass fusing, and you get fused glass mosaics! Make beautiful suncatchers, wall hangings, or tiles. Basic glass cutting skills for mosaic-making will be taught in this class	\$35.00	Instructor: Coral Cornish
Friday, July 9 6pm-8:30pm 1 session	All Levels Fused Glass - Dichroic Link Bracelet Learn how to make your own fused glass links to build bracelets, watch bands, necklaces, and other forms of connective jewelry. This class will cover glass cutting, glass selection, link formation and fusing. You'll complete a bracelet to wear or give. All tools and materials will be provided. A second session to build the bracelet will be scheduled during class.	\$30.00	Instructor: Coral Cornish
Saturday July 10 10am-5pm 1 session	Beginner Level Introduction to Art Clay Silver with Glass Inclusions Learn the basics of working with Silver Art Clay. Make a pendant, earrings, or several small charms. We will also work with mold-making material to create a re-usable, flexible mold. Bring a quarter-size textured piece for molding; it could be a button, a piece of jewelry, or anything else the size of a quarter that you'd like to make a mold of so you can reproduce it in Silver Art Clay. All other tools and materials are provided.	\$95.00	Instructor: Dana Peters
Saturday July 10 3pm-5pm 1 session	Beginner to Intermediate Level Fused Glass: Iridized Textured Dish Learn to make beautiful, fused glass dishes, and you won't believe how simple these are to make. The iridized glass and added texture add lots of "Wow!" and give the impression that you worked for hours! See the gorgeous samples in the store!	\$45.00	Instructor: Coral Cornish
Sunday, July 11 12pm – 4pm 1 session	Beginner Level Working with Bronze Clay – Make Links to Form a Bracelet Art Clay users, this is the class you've been waiting for! It's easier and less expensive to work with than the Silver Clay! Learn the basics of working with Bronze Clay to make a beautiful bracelet. All tools and materials are provided.	\$65.00	Instructor: Dana Peters

Full Spectrum Art Glass Supply & Gallery

828-A E. Fillmore Street, Colorado Springs

630-7664

www.fullspectrumartglass.com




Sunday, July 11 1:30pm-3:30pm	1 session	All Levels Stained Glass Pendants – Simple Glass Pieces with Decorative Solder Make two beautiful pendants to keep or share. Previous soldering skills are helpful, but not required. All materials included. Class limited to 6 students.	\$35.00	Instructor: Terry Winslow
Wednesday July 14 6pm-8pm	1 session	All Levels Stained Glass Pendants – Simple Glass Pieces with Decorative Solder Make two beautiful pendants to keep or share. Previous soldering skills are helpful, but not required. All materials included. Class limited to 6 students.	\$35.00	Instructor: Terry Winslow
Wednesday, July 14 6pm-8:30pm	1 session	Beginner Level Glass Fusing – “One for Me, One for You” Try really basic glass fusing! And make glass cabochons that you can turn into jewelry! Learn Tack Fuse, Full Fuse, Full Fuse with a Clear Glass Capper, and more! Make 8 or more fused glass cabochons for pendants, enough to have some for you and some to share or give as gifts. Be ready EARLY for the next birthday or other gift-giving event! All class materials are provided.	\$35.00	Instructor: Coral Cornish
Thursday, July 15 6pm-9pm	1 session	All Levels Glass Fusing – “Special Effects #1” Gain hands-on experience creating fused glass cabochons using Dichro Slides, Enamel Decals, and copper foil sheet. This is your chance to experiment and see what types of effects you can make. These materials are all non-COE specific, so they can be used on any type of glass. All class materials are provided.	\$35.00	Instructor: Coral Cornish
Saturday, July 17 1pm-4:30pm...	1 Session	Beginner Level Wire Wrapping 101 for Cabochons Learn the basics of bundle wire wrapping for glass or stones. Instead of using a ground channel in your glass or stone to hold your wire (the class we held in June), you'll learn how to use multiple wires to create attractive, bundled bezels for your cabochons. Bring a glass cabochon approximately 3/4" x 2" to wrap. If you don't have a cabochon, they can be purchased at Full Spectrum.	\$45.00	Instructor: Jean Dotlich
Saturday, July 17 4pm-5:30pm	1 session	Beginner Level Glass Cutting Learn how to cut glass for the first time, or improve your existing skills with advanced techniques. Cut straight lines, curves, circles, and specific shapes, using different types and sizes of glass. Also learn about the various tools that can make glass cutting easier.	\$20.00	Instructor: Coral Cornish
Sunday, July 18 3pm-5:30pm	1 session	Beginner Level Glass Fusing – “One for Me, One for You” Try really basic glass fusing! And make glass cabochons that you can turn into jewelry! Learn Tack Fuse, Full Fuse, Full Fuse with a Clear Glass Capper, and more! Make 8 or more fused glass cabochons for pendants, enough to have some for you and some to share or give as gifts. Be ready EARLY for the next birthday or other gift-giving event! All class materials are provided.	\$35.00	Instructor: Coral Cornish
Friday, July 23 6pm-9pm	2 sessions	Beginner Level Glass-on-Glass Mosaic – Window Hanger This class teaches basic glass-on-glass mosaic techniques to create a window hanger with a design of your choice. Students will learn several methods for cutting glass; which glues are preferable for working with glass-on-glass; basic mosaic design techniques; and how to grout. Wooden frame, plate and stained glass, glue, and use of tools will be provided. The second session – grouting our projects – will be scheduled with the class participants, and will only take about an hour.	\$45.00	Instructor: Coral Cornish

Full Spectrum Art Glass Supply & Gallery

828-A E. Fillmore Street, Colorado Springs

630-7664

www.fullspectrumartglass.com

Saturday, July 24 6pm-8pm 1 session	All Levels Fused Glass – Glass Paints with Powdered Enamels Learn to add detail and color to your fused projects, using Glassline Paints and powdered enamels. Students will complete up to a 10" picture. All tools and materials are provided.	\$35.00	Instructor: Coral Cornish
Sunday July 25 1:30pm-3:30pm 1 session	All Levels Stained Glass Pendants – Simple Glass Pieces with Decorative Solder Make two beautiful pendants to keep or share. Previous soldering skills are helpful, but not required. All materials included. Class limited to 6 students.	\$35.00	Instructor: Terry Winslow
Wednesday, July 28 6pm-8pm 1 session	All Levels Fused Glass for Wine Bottle Stoppers What a great gift idea! We'll use fusible glasses to make 4 glass cabochons for wine bottle stoppers. Bottle stoppers sold separately.	\$30.00	Instructor: Coral Cornish
Friday July 30 6pm-9pm 1 session+	Beginner to Intermediate Level Tempered Glass Mosaic Make a piece that's sparkly and glittery, or earthy, or full of memories. Come and see the variety of projects that can be created! This class teaches basic collage and mosaic techniques using paint and collage materials and tempered glass. In the first session, working on a wooden base, students create a small (6"x6") painting or collage from paint and paper and adhere pieces of tempered glass to the collaged surface. In a second one-hour session to be scheduled with class participants, the piece is grouted. Students will learn glues preferable for working with a wooden base, and how to grout. Wood base, glass, paints, glues, grout, and use of tools will be provided.	\$65.00	Instructor: Coral Cornish
Saturday, July 31 6pm-9pm 1 session	Beginner to Intermediate Level Really Quick Stained Glass – "Mostly Bevels" Whether you're a beginner or you've worked in glass for a while, you'll appreciate learning to work quickly in this class. Make personalized gifts in hours, instead of days! We'll build a simple glass panel using bevels and just a few pieces of cut glass. Bring your stained glass tools, if you have them.	\$55.00	Instructor: Coral Cornish
  			
Scheduled Individually 1 session+	Beginner Level Stained Glass - Beginning Copper Foil – Independent Study Learn Stained Glass in a month! Learn the Tiffany style of creating stained glass! Students will complete two projects: a sampler piece, and a small panel with approximately 25-45 pieces. Twenty hours of instruction covers most basic cutting techniques, glass grinding, foiling, soldering and finishing. Tools and materials are provided for sampler piece. Students are responsible for purchase of pattern materials, glass, foil, solder, zinc framing, rings & chain for second piece (approximately \$30-\$60). Class consists of orientation session, plus additional hours to be arranged with instructor.	\$175.00	Instructor: Coral Cornish

Full Spectrum Art Glass Supply & Gallery

828-A E. Fillmore Street, Colorado Springs

630-7664

www.fullspectrumartglass.com

Coming Soon: Stained Glass – The Next Level – Learn more advanced techniques to incorporate into your stained glass projects, dates to be announced.

***Want to learn, but don't find a class that fits your schedule? Call to ask about Rolling Enrollment! Most classes are available on an "as needed" basis – we'll work with your schedule.

*****Have a Glass Party!** Gather together some friends/workmates (we only need 4), your scout troop, or the family, pick a topic, and we'll schedule a class just for you – stained glass, fused glass, silver art clay, chain making, or mosaics! **Bring six students with you, and you attend class for free!**

***Lampworking Classes are Postponed until the Economy Improves a Little More.

Store Hours: Wed-Fri 10am-6pm, Sat 10am-5pm, Sun 12pm-5pm, Closed Mondays and Tuesdays